

# MCS-TLU



## Large Tilting Wall Mount For 37" to 70" Displays

The Mustang Commercial Series large tilting wall mounts are easy to install and offer display angle versatility. Designed for medium to larger displays, the quick and easy system means even one person can easily install even larger displays. The glide adaptors easily hook into the wall plate for quick, simple and secure installation. The low-profile design holds the display just 2.66" (67mm) from the wall. After installation, use the side-to-side adjustment to perfectly position the display. The +15°/-5° of tool-less tilt ensures you'll always have the perfect viewing angle. With the locking tilt technology, you can lock the tilt angle at installation, and prevent tampering or moving. Plus, the open wall plate allows total wall access, which increases electrical and cable management options.



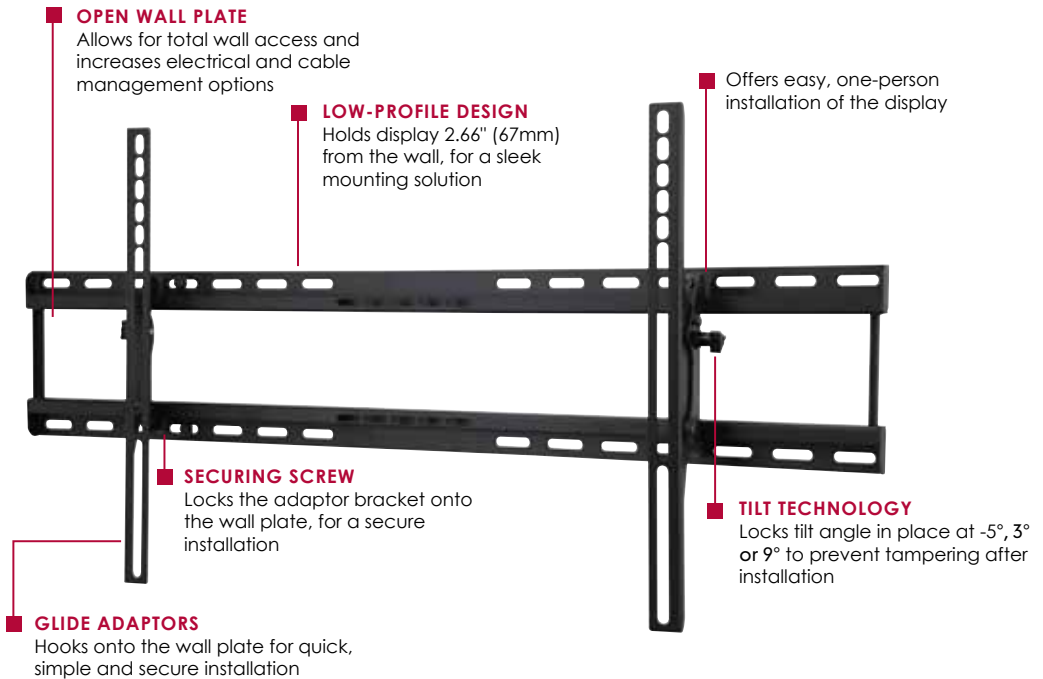
Display size: 37"-70"



Max load: 105lb (48kg)

### FEATURES

- Fits 37" to 70" displays, up to 105lb (48kg)
- The low-profile design holds the display just 2.66" (67mm) from the wall creating an ultra-low-profile finish perfect for today's ultra-slim displays
- Quick and easy, one-person installation
- Side-to-side adjustment allows for perfect display positioning
- +15°/-5° of tool-less tilt allows you to adjust for the perfect viewing angle
- Mounts to wood studs, concrete, cinder block or metal studs (metal stud accessory required)
- Installation hardware included
- UL Listed
- Five-year warranty



+15°/-5° of tool-less tilt



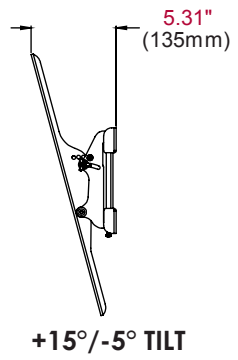
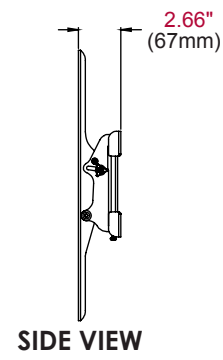
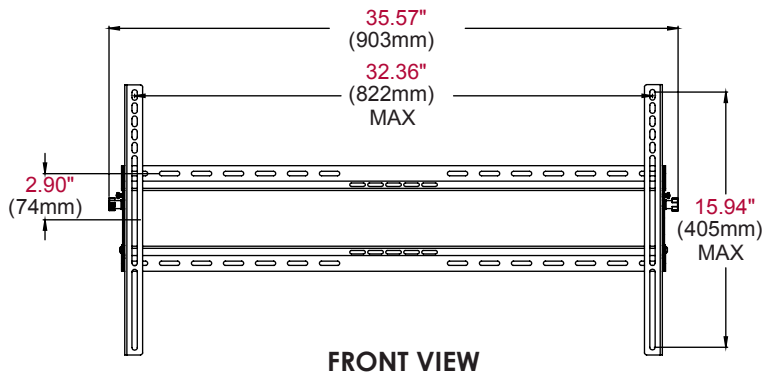
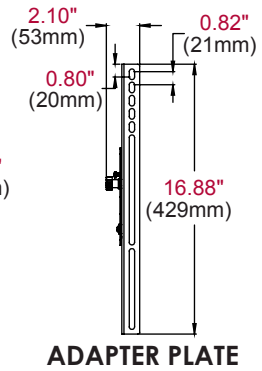
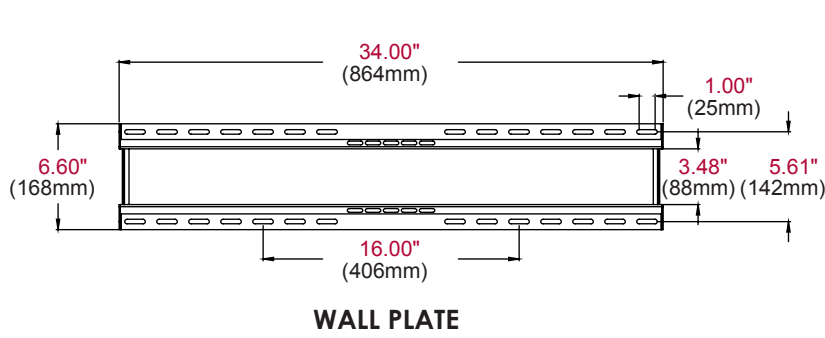
Low profile design — sits just 2.66" (67mm) from the wall



**MCS-TLU** Commercial Series Large Tilting Wall Mount for 37" to 70" Displays

Product Specifications

	DIMENSIONS (W x H x D)	PRODUCT WEIGHT	LOAD CAPACITY	FINISH	AVAILABLE COLORS
<b>MCS-TLU</b>	35.57" x 16.88" x 2.66"-5.31" (903 x 429 x 67-135mm)	5.25lb (2.38kg)	105lb (48kg)	Matte	Black



**ARCHITECTS SPECIFICATIONS**

The Large Tilting Wall Mount shall be a Mustang AV model MCS-TLU and shall be located where indicated on the plans. Assembly and installation shall be done according to instructions provided by the manufacturer.

Mustang AV ■ (866) 395-0370 ■ [mustangav.com](http://mustangav.com)

Visit [mustangav.com](http://mustangav.com) to see the complete line of AV solutions from Mustang AV, including flat panel mounts, projector mounts, screens and a full assortment of accessories.

